

**The Metropolitan Transportation Authority
Acting By
The MTA Capital Construction Company**



MTA CONTRACT #6240

**DESIGN-BUILD SERVICES
FOR
LIRR EXPANSION PROJECT
FROM FLORAL PARK TO HICKSVILLE**

CONFORMED DOCUMENTS

**VOLUME 1 – DESIGN-BUILD AGREEMENT
EXHIBIT C – PART 4B (Book 7 of 9)**

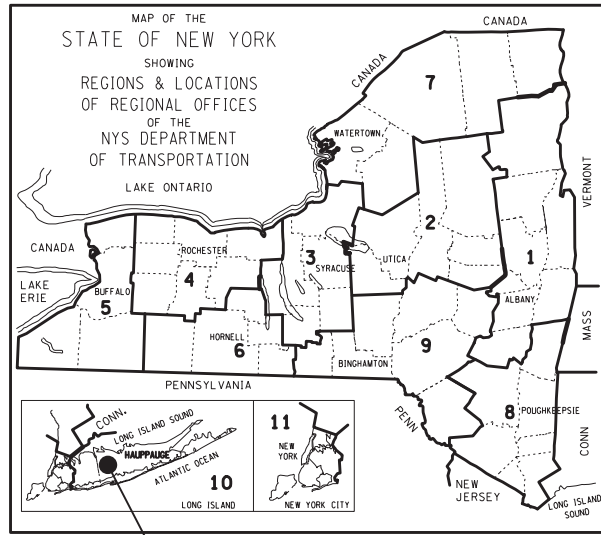
A handwritten signature in blue ink, appearing to be "DME", located in the bottom right corner of the page.

VOLUME 2: TECHNICAL PACKAGE 2: PROJECT DESIGN APPENDIX



LIRR CONTRACT #6240
**Design-Build Services for
LIRR Expansion Project
from Floral Park to
Hicksville**

2.8.4 Retaining Walls & Sound Attenuating Walls



SITE OF WORK
FLORAL PARK TO HICKSVILLE
NASSAU COUNTY



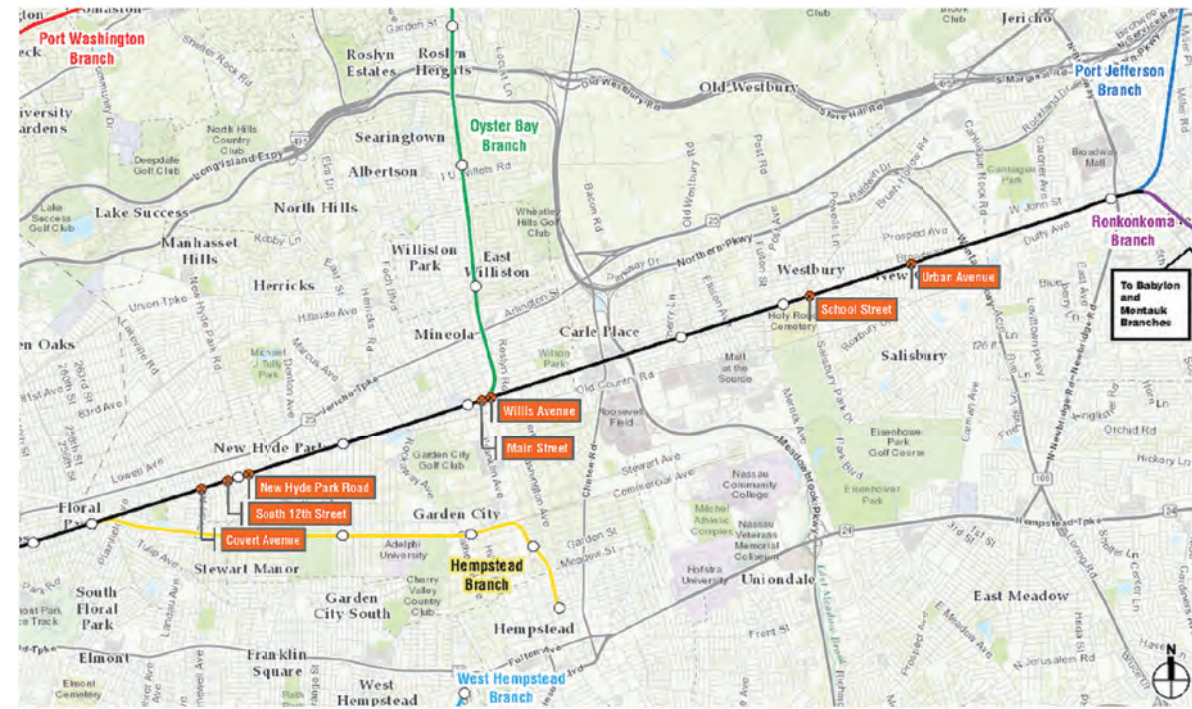
LONG ISLAND RAILROAD EXPANSION
FLORAL PARK TO HICKSVILLE
NASSAU COUNTY
CONTRACT NO. 6240

VOLUME 2 - PACKAGE 2 - 2.8.4
PRELIMINARY RETAINING WALL & SOUND ATTENUATING WALL PLANS
NOT FOR CONSTRUCTION

THE LATEST REVISIONS OF THE STANDARD SHEETS MAINTAINED BY THE DEPARTMENT, WHICH ARE CURRENT ON THE DATE OF ADVERTISEMENT FOR BIDS, SHALL BE CONSIDERED TO BE IN EFFECT. ALL PAY ITEMS AND WORK CONTAINED IN THE CONTRACT AND ANY ADDITIONAL PAY ITEMS AND WORK ENCOUNTERED DURING THE COURSE OF THE CONTRACT SHALL BE SUBJECT TO THE APPLICABLE STANDARD SHEET(S) UNLESS OTHERWISE SPECIFIED IN THE CONTRACT DOCUMENTS.

ALL WORK CONTEMPLATED UNDER THIS CONTRACT IS TO BE COVERED BY AND IN CONFORMITY WITH THE STANDARD SPECIFICATIONS (US CUSTOMARY) REFERENCED IN THE CONTRACT PROJECT "PROPOSAL" EXCEPT AS MODIFIED BY THESE PLANS OR BY CHANGES SET FORTH IN THE CONTRACT PROJECT "PROPOSAL."

CONTRACTOR'S NAME	_____
AWARD DATE	_____
COMPLETION DATE	_____
FINAL ACCEPTANCE DATE	_____
REGIONAL DIRECTOR	_____
ENGINEER IN CHARGE	_____
FINAL COST TOTAL	_____
FISCAL SHARE	COST(S)



PROJECT LOCATION

THE PROJECT IS LOCATED ALONG THE LONG ISLAND RAILROAD MAIN LINE FROM THE FLORAL PARK RAIL STATION TO THE HICKSVILLE STATION AND INTERLOCKING APPROXIMATELY 10 MILES FROM FLORAL PARK THROUGH NEW HYDE PARK, GARDEN CITY, MINEOLA, WESTBURY, NEW CASSEL, TO HICKSVILLE IN NASSAU COUNTY.

DESIGNED BY:	MTA Long Island Rail Road	3rd TRACK CONSTRUCTORS Picone Dragados USA CCA Civil Halmar <small>IT IS A VIOLATION OF SECTION 7209.2 OF THE NEW YORK STATE EDUCATION LAW FOR ANY PERSON, UNLESS ACTING UNDER THE DIRECTION OF A LICENSED PROFESSIONAL ENGINEER, TO ALTER IN ANY WAY PLANS, SPECIFICATIONS, PLATS OR REPORTS TO WHICH THE SEAL OF A PROFESSIONAL ENGINEER HAS BEEN APPLIED. IF AN ITEM BEARING THE SEAL OF A PROFESSIONAL ENGINEER IS ALTERED THE ALTERING ENGINEER SHALL AFFIX TO THE ITEM HIS SEAL AND THE NOTATION "ALTERED BY" FOLLOWED BY HIS SIGNATURE, THE DATE, AND A SPECIFIC DESCRIPTION OF THE ALTERATION.</small>	TITLE SHEET	SCALE: NTS	CONTRACT NO.
DRAWN BY:				FILE NAME:	DATE
CHECKED BY:	MAIN LINE THIRD TRACK				DRAWING NO.
APPROVED BY:	PROPOSAL - NOT FOR CONSTRUCTION			REV. NO.	SHEET OF
NO.	DATE	DESIGNED BY	CHECKED BY	APPROVED BY	REV. NO.


INDEX		TOTAL NUMBER OF SHEETS: 155
SHEET NO.	DESCRIPTION	DRAWING NO.
1	TITLE SHEET	
2	INDEX OF DRAWINGS - RETAINING WALLS	
3	CONCRETE POST AND PANEL WALL - TYPICAL DETAILS	WD-01
4	STEEL POST AND PANEL WALL - TYPICAL DETAILS	WD-02
5	TEMPORARY SUPPORT OF EXCAVATION - TYPICAL DETAILS	WD-03
6	SOUND WALL TYPICAL DETAILS	WD-04
7	SOUND WALL ON TOP OF T-WALL AND BALLAST RETAINER - TYPICAL DETAILS	WD-05
8	STEEL POST AND PANEL WALL AT GRADE CROSSINGS - TYPICAL DETAILS	WD-06
9	TYPICAL SECTIONS - INVERTED T-WALL	TW-01
10	TYPICAL SECTIONS - INVERTED T-WALL	TW-02
11	TYPICAL SECTIONS - INVERTED T-WALL	TW-03
12	TYPICAL SECTIONS - INVERTED T-WALL	TW-04
13	TYPICAL SECTIONS - INVERTED T-WALL	TW-05
14	TYPICAL SECTIONS - INVERTED T-WALL	TW-06
15	TYPICAL SECTIONS - INVERTED T-WALL	TW-07
16	TYPICAL SECTIONS - INVERTED T-WALL	TW-08
17	RETAINING WALL DESIGN TABLES (SOUTH WALL) - 1 OF 14	WT-01
18	RETAINING WALL DESIGN TABLES (SOUTH WALL) - 2 OF 14	WT-02
19	RETAINING WALL DESIGN TABLES (SOUTH WALL) - 3 OF 14	WT-03
20	RETAINING WALL DESIGN TABLES (SOUTH WALL) - 4 OF 14	WT-04
21	RETAINING WALL DESIGN TABLES (SOUTH WALL) - 5 OF 14	WT-05
22	RETAINING WALL DESIGN TABLES (SOUTH WALL) - 6 OF 14	WT-06
23	RETAINING WALL DESIGN TABLES (SOUTH WALL) - 7 OF 14	WT-07
24	RETAINING WALL DESIGN TABLES (NORTH WALL) - 8 OF 14	WT-08
25	RETAINING WALL DESIGN TABLES (NORTH WALL) - 9 OF 14	WT-09
26	RETAINING WALL DESIGN TABLES (NORTH WALL) - 10 OF 14	WT-10
27	RETAINING WALL DESIGN TABLES (NORTH WALL) - 11 OF 14	WT-11
28	RETAINING WALL DESIGN TABLES (NORTH WALL) - 12 OF 14	WT-12
29	RETAINING WALL DESIGN TABLES (NORTH WALL) - 13 OF 14	WT-13
30	RETAINING WALL DESIGN TABLES (NORTH WALL) - 14 OF 14	WT-14
31	RETAINING WALL PLAN AND ELEVATIONS - 1 OF 125	WP-01
32	RETAINING WALL PLAN AND ELEVATIONS - 2 OF 125	WP-02
33	RETAINING WALL PLAN AND ELEVATIONS - 3 OF 125	WP-03
34	RETAINING WALL PLAN AND ELEVATIONS - 4 OF 125	WP-04
35	RETAINING WALL PLAN AND ELEVATIONS - 5 OF 125	WP-05
36	RETAINING WALL PLAN AND ELEVATIONS - 6 OF 125	WP-06
37	RETAINING WALL PLAN AND ELEVATIONS - 7 OF 125	WP-07
38	RETAINING WALL PLAN AND ELEVATIONS - 8 OF 125	WP-08
39	RETAINING WALL PLAN AND ELEVATIONS - 9 OF 125	WP-09
40	RETAINING WALL PLAN AND ELEVATIONS - 10 OF 125	WP-10
41	RETAINING WALL PLAN AND ELEVATIONS - 11 OF 125	WP-11
42	RETAINING WALL PLAN AND ELEVATIONS - 12 OF 125	WP-12
43	RETAINING WALL PLAN AND ELEVATIONS - 13 OF 125	WP-13
44	RETAINING WALL PLAN AND ELEVATIONS - 14 OF 125	WP-14
45	RETAINING WALL PLAN AND ELEVATIONS - 15 OF 125	WP-15
46	RETAINING WALL PLAN AND ELEVATIONS - 16 OF 125	WP-16
47	RETAINING WALL PLAN AND ELEVATIONS - 17 OF 125	WP-17
48	RETAINING WALL PLAN AND ELEVATIONS - 18 OF 125	WP-18
49	RETAINING WALL PLAN AND ELEVATIONS - 19 OF 125	WP-19
50	RETAINING WALL PLAN AND ELEVATIONS - 20 OF 125	WP-20
51	RETAINING WALL PLAN AND ELEVATIONS - 21 OF 125	WP-21
52	RETAINING WALL PLAN AND ELEVATIONS - 22 OF 125	WP-22

INDEX		TOTAL NUMBER OF SHEETS: 155
SHEET NO.	DESCRIPTION	DRAWING NO.
53	RETAINING WALL PLAN AND ELEVATIONS - 23 OF 125	WP-23
54	RETAINING WALL PLAN AND ELEVATIONS - 24 OF 125	WP-24
55	RETAINING WALL PLAN AND ELEVATIONS - 25 OF 125	WP-25
56	RETAINING WALL PLAN AND ELEVATIONS - 26 OF 125	WP-26
57	RETAINING WALL PLAN AND ELEVATIONS - 27 OF 125	WP-27
58	RETAINING WALL PLAN AND ELEVATIONS - 28 OF 125	WP-28
59	RETAINING WALL PLAN AND ELEVATIONS - 29 OF 125	WP-29
60	RETAINING WALL PLAN AND ELEVATIONS - 30 OF 125	WP-30
61	RETAINING WALL PLAN AND ELEVATIONS - 31 OF 125	WP-31
62	RETAINING WALL PLAN AND ELEVATIONS - 32 OF 125	WP-32
63	RETAINING WALL PLAN AND ELEVATIONS - 33 OF 125	WP-33
64	RETAINING WALL PLAN AND ELEVATIONS - 34 OF 125	WP-34
65	RETAINING WALL PLAN AND ELEVATIONS - 35 OF 125	WP-35
66	RETAINING WALL PLAN AND ELEVATIONS - 36 OF 125	WP-36
67	RETAINING WALL PLAN AND ELEVATIONS - 37 OF 125	WP-37
68	RETAINING WALL PLAN AND ELEVATIONS - 38 OF 125	WP-38
69	RETAINING WALL PLAN AND ELEVATIONS - 39 OF 125	WP-39
70	RETAINING WALL PLAN AND ELEVATIONS - 40 OF 125	WP-40
71	RETAINING WALL PLAN AND ELEVATIONS - 41 OF 125	WP-41
72	RETAINING WALL PLAN AND ELEVATIONS - 42 OF 125	WP-42
73	RETAINING WALL PLAN AND ELEVATIONS - 43 OF 125	WP-43
74	RETAINING WALL PLAN AND ELEVATIONS - 44 OF 125	WP-44
75	RETAINING WALL PLAN AND ELEVATIONS - 45 OF 125	WP-45
76	RETAINING WALL PLAN AND ELEVATIONS - 46 OF 125	WP-46
77	RETAINING WALL PLAN AND ELEVATIONS - 47 OF 125	WP-47
78	RETAINING WALL PLAN AND ELEVATIONS - 48 OF 125	WP-48
79	RETAINING WALL PLAN AND ELEVATIONS - 49 OF 125	WP-49
80	RETAINING WALL PLAN AND ELEVATIONS - 50 OF 125	WP-50
81	RETAINING WALL PLAN AND ELEVATIONS - 51 OF 125	WP-51
82	RETAINING WALL PLAN AND ELEVATIONS - 52 OF 125	WP-52
83	RETAINING WALL PLAN AND ELEVATIONS - 53 OF 125	WP-53
84	RETAINING WALL PLAN AND ELEVATIONS - 54 OF 125	WP-54
85	RETAINING WALL PLAN AND ELEVATIONS - 55 OF 125	WP-55
86	RETAINING WALL PLAN AND ELEVATIONS - 56 OF 125	WP-56
87	RETAINING WALL PLAN AND ELEVATIONS - 57 OF 125	WP-57
88	RETAINING WALL PLAN AND ELEVATIONS - 58 OF 125	WP-58
89	RETAINING WALL PLAN AND ELEVATIONS - 59 OF 125	WP-59
90	RETAINING WALL PLAN AND ELEVATIONS - 60 OF 125	WP-60
91	RETAINING WALL PLAN AND ELEVATIONS - 61 OF 125	WP-61
92	RETAINING WALL PLAN AND ELEVATIONS - 62 OF 125	WP-62
93	RETAINING WALL PLAN AND ELEVATIONS - 63 OF 125	WP-63
94	RETAINING WALL PLAN AND ELEVATIONS - 64 OF 125	WP-64
95	RETAINING WALL PLAN AND ELEVATIONS - 65 OF 125	WP-65
96	RETAINING WALL PLAN AND ELEVATIONS - 66 OF 125	WP-66
97	RETAINING WALL PLAN AND ELEVATIONS - 67 OF 125	WP-67
98	RETAINING WALL PLAN AND ELEVATIONS - 68 OF 125	WP-68
99	RETAINING WALL PLAN AND ELEVATIONS - 69 OF 125	WP-69
100	RETAINING WALL PLAN AND ELEVATIONS - 70 OF 125	WP-70
101	RETAINING WALL PLAN AND ELEVATIONS - 71 OF 125	WP-71
102	RETAINING WALL PLAN AND ELEVATIONS - 72 OF 125	WP-72
103	RETAINING WALL PLAN AND ELEVATIONS - 73 OF 125	WP-73
104	RETAINING WALL PLAN AND ELEVATIONS - 74 OF 125	WP-74

INDEX		TOTAL NUMBER OF SHEETS: 155
SHEET NO.	DESCRIPTION	DRAWING NO.
105	RETAINING WALL PLAN AND ELEVATIONS - 75 OF 125	WP-75
106	RETAINING WALL PLAN AND ELEVATIONS - 76 OF 125	WP-76
107	RETAINING WALL PLAN AND ELEVATIONS - 77 OF 125	WP-77
108	RETAINING WALL PLAN AND ELEVATIONS - 78 OF 125	WP-78
109	RETAINING WALL PLAN AND ELEVATIONS - 79 OF 125	WP-79
110	RETAINING WALL PLAN AND ELEVATIONS - 80 OF 125	WP-80
111	RETAINING WALL PLAN AND ELEVATIONS - 81 OF 125	WP-81
112	RETAINING WALL PLAN AND ELEVATIONS - 82 OF 125	WP-82
113	RETAINING WALL PLAN AND ELEVATIONS - 83 OF 125	WP-83
114	RETAINING WALL PLAN AND ELEVATIONS - 84 OF 125	WP-84
115	RETAINING WALL PLAN AND ELEVATIONS - 85 OF 125	WP-85
116	RETAINING WALL PLAN AND ELEVATIONS - 86 OF 125	WP-86
117	RETAINING WALL PLAN AND ELEVATIONS - 87 OF 125	WP-87
118	RETAINING WALL PLAN AND ELEVATIONS - 88 OF 125	WP-88
119	RETAINING WALL PLAN AND ELEVATIONS - 89 OF 125	WP-89
120	RETAINING WALL PLAN AND ELEVATIONS - 90 OF 125	WP-90
121	RETAINING WALL PLAN AND ELEVATIONS - 91 OF 125	WP-91
122	RETAINING WALL PLAN AND ELEVATIONS - 92 OF 125	WP-92
123	RETAINING WALL PLAN AND ELEVATIONS - 93 OF 125	WP-93
124	RETAINING WALL PLAN AND ELEVATIONS - 94 OF 125	WP-94
125	RETAINING WALL PLAN AND ELEVATIONS - 95 OF 125	WP-95
126	RETAINING WALL PLAN AND ELEVATIONS - 96 OF 125	WP-96
127	RETAINING WALL PLAN AND ELEVATIONS - 97 OF 125	WP-97
128	RETAINING WALL PLAN AND ELEVATIONS - 98 OF 125	WP-98
129	RETAINING WALL PLAN AND ELEVATIONS - 99 OF 125	WP-99
130	RETAINING WALL PLAN AND ELEVATIONS - 100 OF 125	WP-100
131	RETAINING WALL PLAN AND ELEVATIONS - 101 OF 125	WP-101
132	RETAINING WALL PLAN AND ELEVATIONS - 102 OF 125	WP-102
133	RETAINING WALL PLAN AND ELEVATIONS - 103 OF 125	WP-103
134	RETAINING WALL PLAN AND ELEVATIONS - 104 OF 125	WP-104
135	RETAINING WALL PLAN AND ELEVATIONS - 105 OF 125	WP-105
136	RETAINING WALL PLAN AND ELEVATIONS - 106 OF 125	WP-106
137	RETAINING WALL PLAN AND ELEVATIONS - 107 OF 125	WP-107
138	RETAINING WALL PLAN AND ELEVATIONS - 108 OF 125	WP-108
139	RETAINING WALL PLAN AND ELEVATIONS - 109 OF 125	WP-109
140	RETAINING WALL PLAN AND ELEVATIONS - 110 OF 125	WP-110
141	RETAINING WALL PLAN AND ELEVATIONS - 111 OF 125	WP-111
142	RETAINING WALL PLAN AND ELEVATIONS - 112 OF 125	WP-112
143	RETAINING WALL PLAN AND ELEVATIONS - 113 OF 125	WP-113
144	RETAINING WALL PLAN AND ELEVATIONS - 114 OF 125	WP-114
145	RETAINING WALL PLAN AND ELEVATIONS - 115 OF 125	WP-115
146	RETAINING WALL PLAN AND ELEVATIONS - 116 OF 125	WP-116
147	RETAINING WALL PLAN AND ELEVATIONS - 117 OF 125	WP-117
148	RETAINING WALL PLAN AND ELEVATIONS - 118 OF 125	WP-118
149	RETAINING WALL PLAN AND ELEVATIONS - 119 OF 125	WP-119
150	RETAINING WALL PLAN AND ELEVATIONS - 120 OF 125	WP-120
151	RETAINING WALL PLAN AND ELEVATIONS - 121 OF 125	WP-121
152	RETAINING WALL PLAN AND ELEVATIONS - 122 OF 125	WP-122
153	RETAINING WALL PLAN AND ELEVATIONS - 123 OF 125	WP-123
154	RETAINING WALL PLAN AND ELEVATIONS - 124 OF 125	WP-124
155	RETAINING WALL PLAN AND ELEVATIONS - 125 OF 125	WP-125

C:\pwworking\jms35958\tyl-index_plt.dwg Date: June 30, 2017 11:53:0am by: abrocero

DESIGNED BY:
DRAWN BY:
CHECKED BY:
APPROVED BY:

 **Long Island Rail Road**

MAIN LINE THIRD TRACK

PROPOSAL – NOT FOR CONSTRUCTION

3rd TRACK CONSTRUCTORS
Picone | Dragados USA | CCA Civil | Halmar

IT IS A VIOLATION OF SECTION 7209.2 OF THE NEW YORK STATE EDUCATION LAW FOR ANY PERSON, UNLESS ACTING UNDER THE DIRECTION OF A LICENSED PROFESSIONAL ENGINEER, TO ALTER IN ANY WAY PLANS, SPECIFICATIONS, PLATS OR REPORTS TO WHICH THE SEAL OF A PROFESSIONAL ENGINEER HAS BEEN APPLIED; IF AN ITEM BEARING THE SEAL OF A PROFESSIONAL ENGINEER IS ALTERED THE ALTERING ENGINEER SHALL AFFIX TO THE ITEM HIS SEAL AND THE NOTATION "ALTERED BY" FOLLOWED BY HIS SIGNATURE, THE DATE, AND A SPECIFIC DESCRIPTION OF THE ALTERATION.

INDEX OF DRAWINGS
RETAINING WALLS

SCALE:
AS NOTED

FILE NAME:
tyl-index_plt.dwg

REV. NO.
00

CONTRACT NO.
192310690_RFP

DATE
JULY 3, 2017

DRAWING NO.

SHEET 1 OF

NO.	DATE	DESIGNED BY	CHECKED BY	APPROVED BY	REV. NO.

