



OPERATION
LIFESAVER
Rail Safe

MAINLINE MIDDLE SCHOOL

meet...

EJ



LOL

Class Clown

TAYLOR



Most Likely to
Save the World

ASHLEY




Most School
Spirited




It's Monday Morning

**TAYLOR AND EJ
WALK TO SCHOOL**

**ALONG THE WAY
THEY APPROACH
TRAIN TRACKS**



**THINKS OF HIS NEXT
PRANK**



**CHECKS THE SIGNS
AND SIGNALS**

4 SIGNS & SIGNALS



ADVANCED WARNING SIGN

warns that the road crosses railroad tracks ahead



CROSSBUCK


which means you are at the railroad track



EMERGENCY SIGN

shows the railroad's emergency phone number and the crossing number

(This is the first number you should call if there is an emergency)



FLASHING RED LIGHTS

if the red lights are flashing, it means there is a train coming

THE LIGHTS FLASH...

Where


should they

STAND?

THEY

should

STAND



1

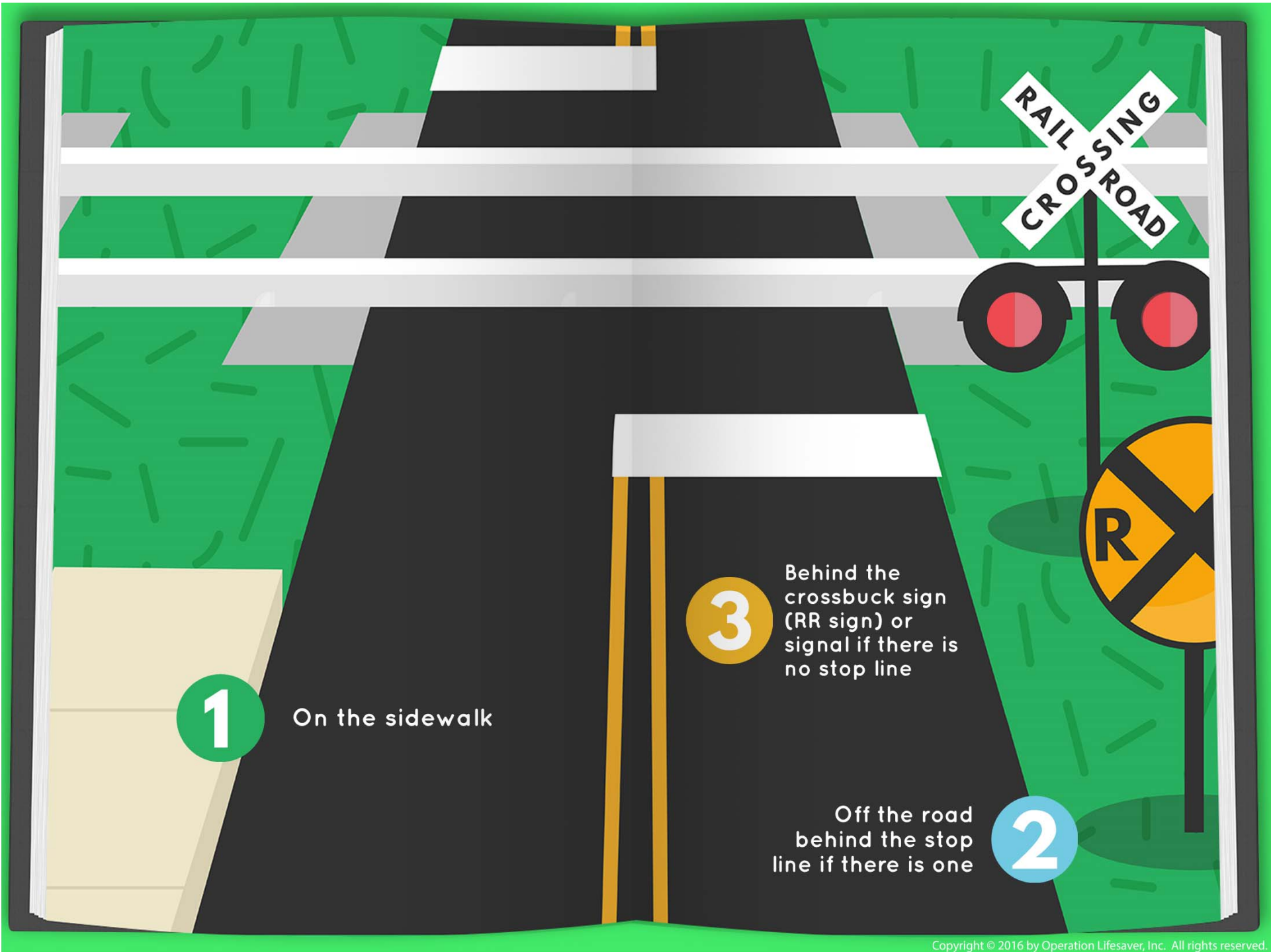
On the sidewalk

2

Off the road
behind the stop
line if there is one

3

Behind the
crossbuck sign
(RR sign) or signal
if there is no
stop line



1

On the sidewalk

3

Behind the crossbuck sign (RR sign) or signal if there is no stop line

2

Off the road behind the stop line if there is one

A white 'X' shaped sign with the words 'RAILROAD' and 'CROSSING' written on the two arms of the 'X' in black capital letters.

RAILROAD
CROSSING

A blue rectangular sign with white text providing contact information for reporting a problem or emergency at a railroad crossing.

REPORT PROBLEM
OR EMERGENCY
1-800-555-5555
X-ING 123 456 X
XYZ RAILROAD

A circular yellow sign with a black border, a black 'X' in the center, and a black letter 'R' on the left side of the 'X'.

FOLLOW SIGNS
LETTING YOU KNOW
WHERE IT IS SAFE
TO CROSS THE TRACKS

ANYWHERE ELSE IS
DANGEROUS
AND ILLEGAL

did you
KNOW?

Trains can be at least

3 FEET

WIDER

than the track they are on

If you are standing
too close



YOU COULD GET HIT




The average freight train
CAN TAKE OVER A MILE TO STOP

THAT'S 18 FOOTBALL FIELDS

RAILROAD BRIDGES AND TUNNELS ARE DANGEROUS PLACES



**IN TUNNELS THERE IS ONLY
ENOUGH ROOM FOR THE TRAIN**




**TRESTLE AND RAILROAD BRIDGES
ARE ONLY DESIGNED FOR TRAINS**



TRIP
to the
MUSEUM



**EJ LEADS A PACK
OF STUDENTS TOWARDS
THE TRACKS**



**ALL OF
A SUDDEN...**



**A TRAIN
COMES AROUND
THE BEND**

**EJ PLAYS
CHICKEN WITH
THE TRAIN...**



**TAKE A
PICTURE!**

*I'll post it
on my feed!*

**AND THEN HE
GRABS A ROCK...**



**AND
THROWS IT**

what is
WRONG
HERE?

1

The Object



2

The Person



3

The Distraction



OBJECTS AND TRAINS

**DON'T
MIX**



Throwing or placing objects
on the rails is *ILLEGAL*
and *POTENTIALLY DEADLY*

PEOPLE AND TRAINS



DO NOT...



PLAY ON RAIL CARS



**CRAWL UNDER
A TRAIN**



**BIKE, WALK, OR
RUN ON TRACKS**

**DISTRACTIONS AND
TRAINS**



**ALWAYS BE ALERT
AROUND TRACKS
AND TRAINS**



TRACKS ARE FOR **TRAINS**, not for people!



STAY FOCUSED

**ALWAYS BE ALERT AROUND
TRACKS AND TRAINS**

STAY FOCUSED

**PUT DOWN YOUR PHONE, TABLET, GAME,
OR ANY OTHER DISTRACTION**

STAY FOCUSED

**DO NOT TAKE PICTURES, SELFIES, OR
VIDEOS ON OR NEAR RAILROAD TRACKS**

STAY FOCUSED

**DON'T EVER ASSUME TRACKS ARE
ABANDONED OR INACTIVE**

ALWAYS EXPECT A TRAIN

BIKES



**NEVER RIDE ON OR ALONG
RAILROAD TRACKS!**

**USE ONLY DESIGNATED RAILROAD
CROSSINGS – AND ALWAYS GET OFF
YOUR BIKE TO CROSS THE TRACKS**

MOTORIZED VEHICLES



**ATVS, SNOWMOBILES, FOUR-
WHEELERS, DIRT BIKES, ETC.,
DO NOT BELONG ON
RAILROAD TRACKS**

TAYLOR AND ASHLEY'S

TRIP DOWNTOWN



**ALWAYS STAND BEHIND
THE PAINTED OR RAISED
PLATFORM EDGE MARKINGS**



STAY BEHIND LINE

as a
TRAIN PASSENGER...




**BE CAREFUL GETTING ON AND OFF
THE TRAIN – THERE MAY BE A GAP OR STEPS
DOWN TO THE GROUND**

HOLD ON TIGHT TO

POLES

or

SEATS



a year to
REMEMBER
WHAT DID
YOU LEARN?

I learned that you should always
check the signs and signals before
crossing railroad tracks

EJ

I learned that trains can be at least three
feet wider than the tracks they're on!

Ashley

I LEARNED THAT IT CAN TAKE A
TRAIN A MILE OR MORE TO STOP!

TAYLOR

I also learned that the ENS sign
shows the railroad's emergency
phone number and crossing number

EJ



**MAINLINE
MEMORIES**

LOOK



If a train passes in one direction, **DO NOT ASSUME IT IS SAFE TO CROSS** – *another train* might be coming from *the other direction* on *another track*



LOOK



If there are *no gates or flashing lights*,
it is even more important to stay *far enough
away* so that you can see in **BOTH DIRECTIONS**




LOOK



At some railroad crossings, you may see

MORE THAN ONE TRACK



LISTEN



ALWAYS BE AWARE when you are
around tracks and trains –
remove headphones or earbuds



LISTEN



MANY PEOPLE believe they will always *hear a train coming*, but some trains are *quiet* and can be *difficult to hear*



LIVE



Trains can run on any track,
in any direction, **AT ANY TIME**



LIVE



Understand that
ANY TIME IS TRAIN TIME!



LIVE



Trains, *even passenger trains*,
DO NOT always run on schedule



LIVE



They can run at **ANY TIME**
of the day or night

