

All Agencies – Non-Reimbursable Overtime Variance

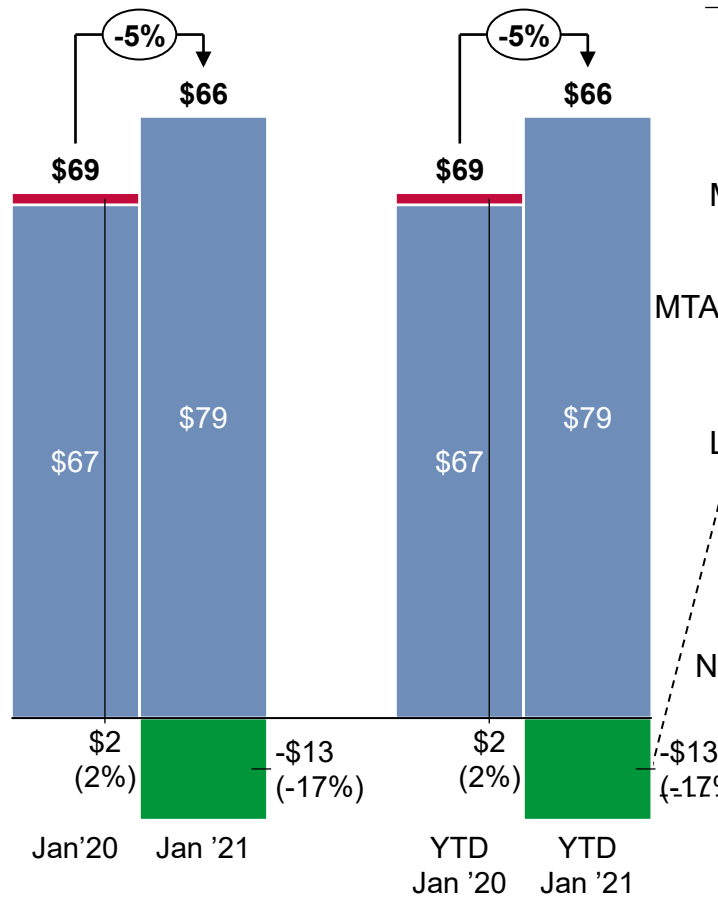
January 2021 and Adopted Budget vs. variance
\$M

- Favorable
- Unfavorable
- Adopted Budget

2021 Adopted Budget: \$917M

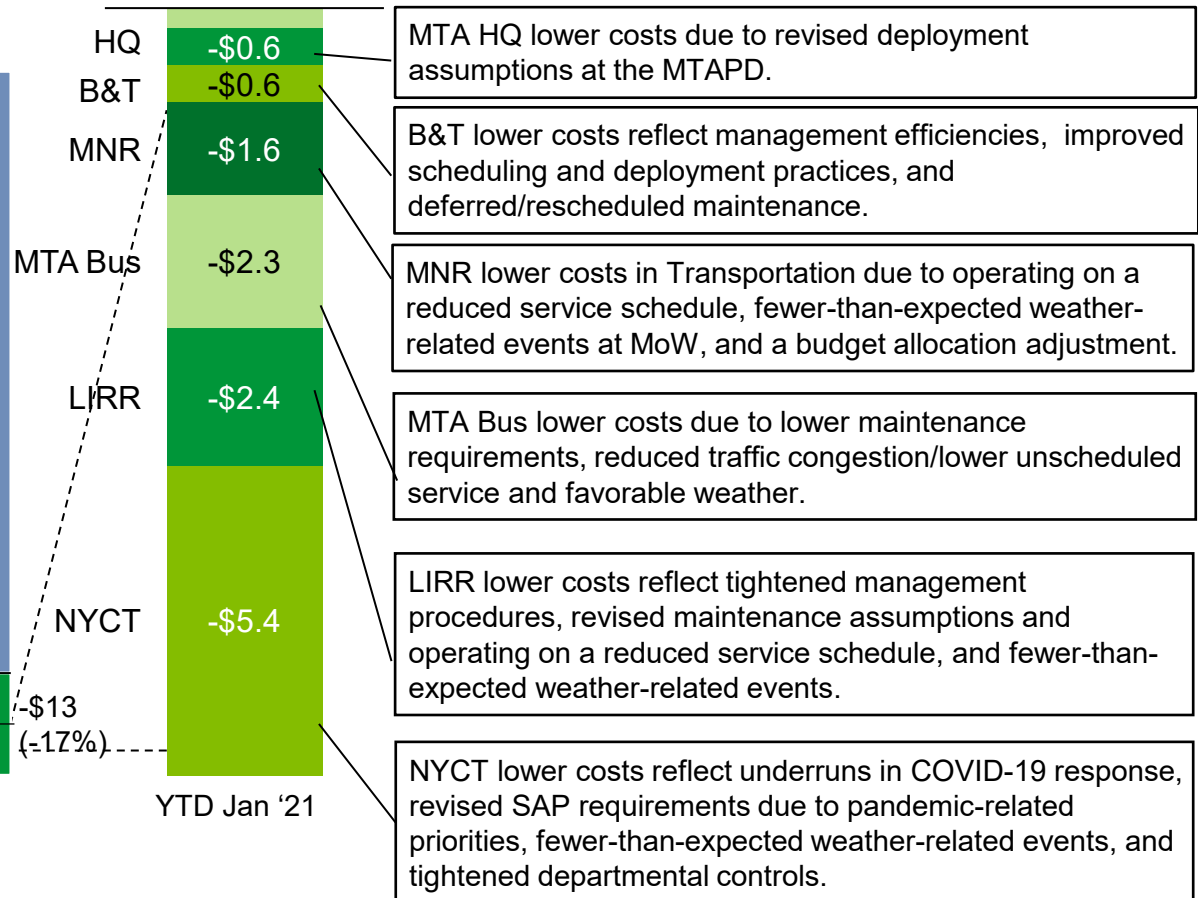
Overview

- January YTD was favorable by \$13M or 17% and reflects Agency variances noted immediately below.



YTD variance by division

\$M



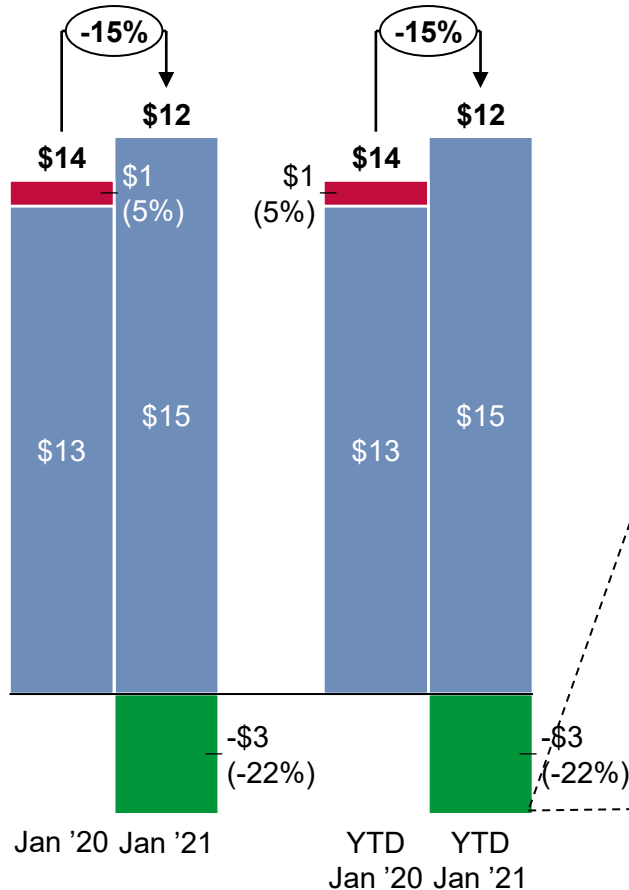
All Agencies – Reimbursable Overtime Variance

January 2021 and Adopted Budget vs. variance

\$M

- Favorable
- Unfavorable
- Adopted Budget

2021 Adopted Budget: \$215M

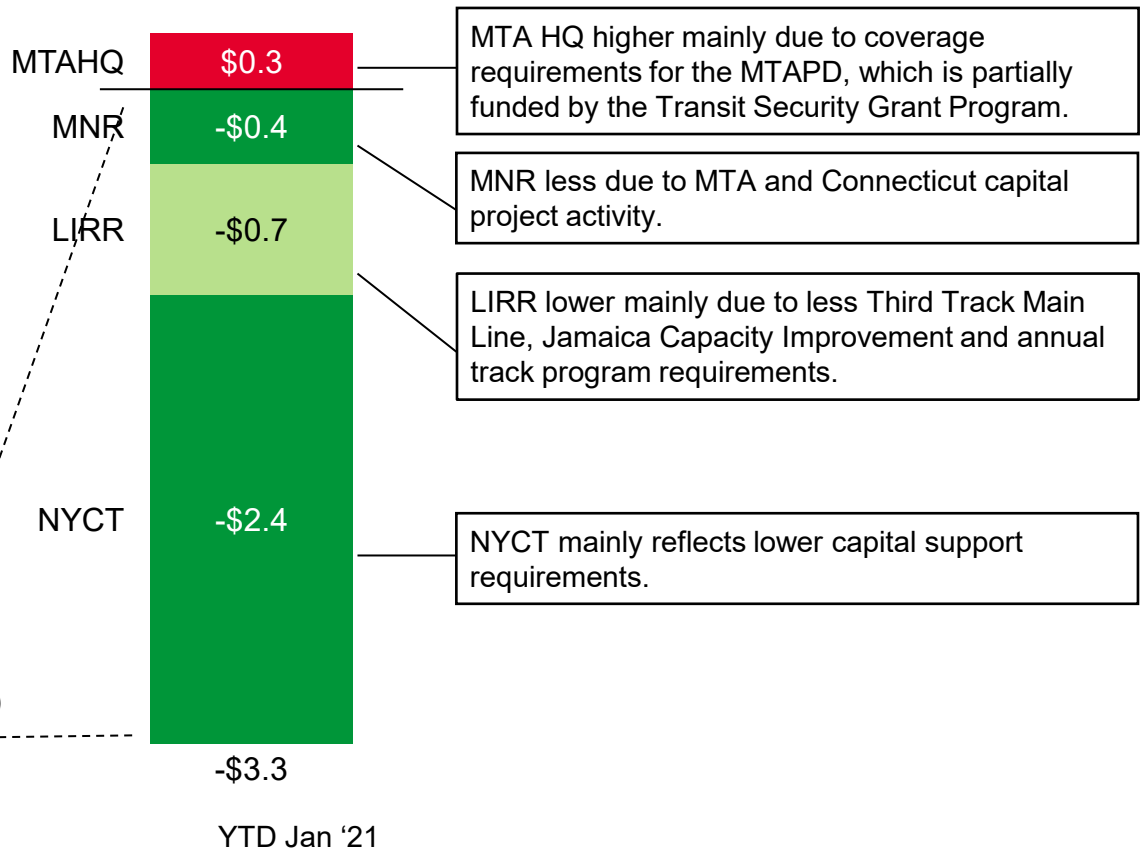


Overview

- YTD costs were \$3M or 22%, below budget, and reflect Agency variances noted immediately below.

YTD variance by division

\$M



MTA HQ higher mainly due to coverage requirements for the MTAPD, which is partially funded by the Transit Security Grant Program.

MNR less due to MTA and Connecticut capital project activity.

LIRR lower mainly due to less Third Track Main Line, Jamaica Capacity Improvement and annual track program requirements.

NYCT mainly reflects lower capital support requirements.

All Agencies – Total Overtime Variance

Overview

January 2021 and Adopted Budget vs. variance

\$M

- Favorable
- Unfavorable
- Adopted Budget

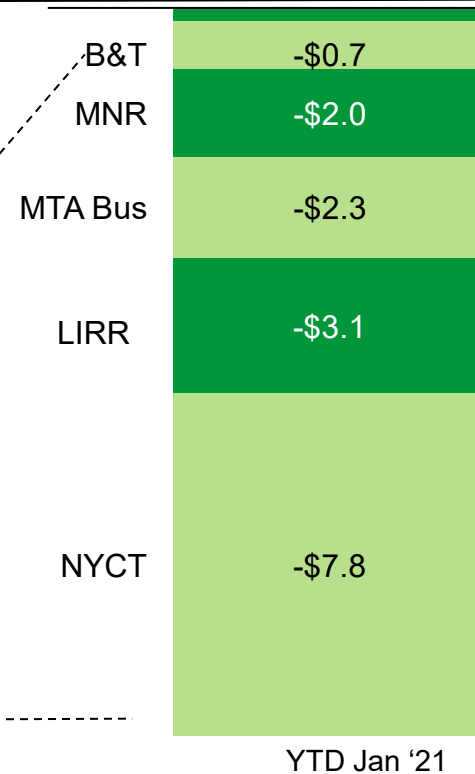
Adopted Budget: \$1,132M



- YTD January costs were \$17M or 18% below the Adopted Budget.
- Major drivers of the favorable non-reimbursable YTD variance, including underruns in COVID-19 response, lower SAP requirements and departmental controls at NYCT; lower maintenance requirements, tightened management procedures and weather at the LIRR; lower maintenance, less traffic congestion and unscheduled service at MTA Bus; favorable weather, revised T&E crew requirements, and a budget allocation adjustment at MNR; lower requirements and managerial efficiencies at B&T; and revised MTAPD deployment assumptions at MTAHQ.
- The favorable reimbursable YTD variance is resulted of lower capital support at NYCT; less capital project activity at MNR and the LIRR; and higher coverage requirements for MTAPD at MTA HQ.

YTD variance by Agency

\$M



Source: Adopted Budget GL actuals for actual overtime spending.