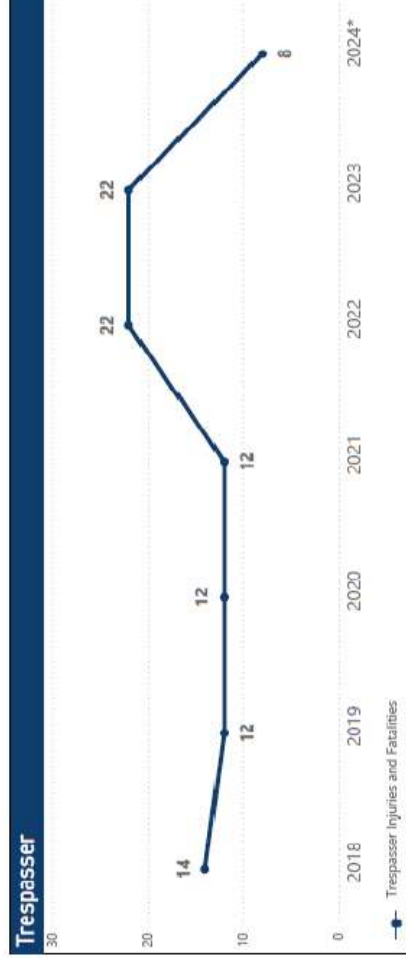
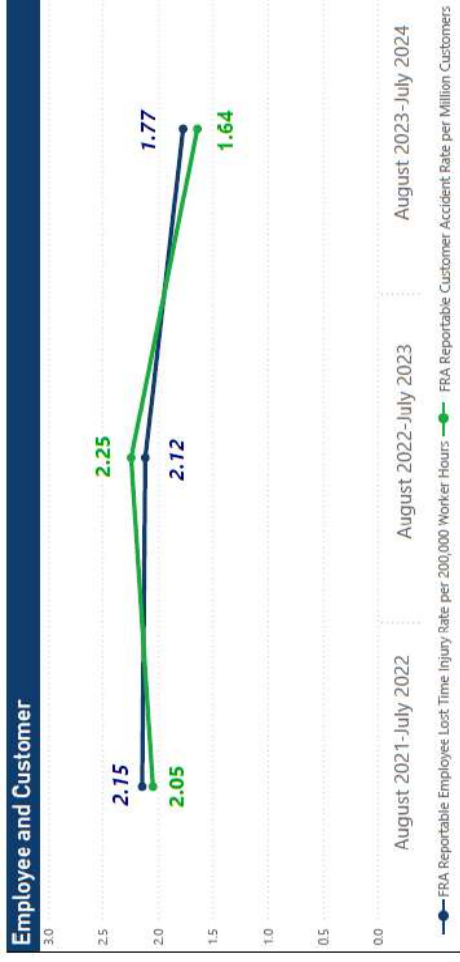


**Office of System Safety Update
September 2024**



SAFETY PERFORMANCE

- Employee
- Customer
- Trespasser




Includes incidents involving NJ Transit and Amtrak equipment on Metro-North territory
*2024 through 9/16/24

SAFETY FOCUSED

OFFICE OF SYSTEM SAFETY



- Field Safety Operations and Investigations
- Risk Reduction
- Emergency Response and Fire Safety
- Safety Analytics and Education



SAFETY | **FOCUS**

Field Safety Operations & Investigations



- Incident/Injury Investigations
- Biweekly In-Depth Incident Reviews
- Operational Incident Investigations
- RWP Audit Group
- Field Audits and Inspections
- District Safety Committees



SAFETY | FOCUSED

Risk Reduction


- Hazard Analysis
- Industrial Hygiene
- Environmental Compliance
- Safety Engineering
- System Safety Program Plan



SAFETY | **FOCUS**

Emergency Response & Fire Safety

- EMS and Fire Response – GCT Fire Brigade, Systemwide Fire Marshals
- Systemwide Fire Prevention
- Fire/Life Safety Code Compliance
- First responder coordination and training



SAFETY FOCUSED

Safety Analytics and Education

- Safety Data Analytics
- Partnerships and Support
- In-Person Outreach: Stations, Grade Crossings, Schools, Businesses, Events
- Online Resources and Virtual Events
- Safety Communications, Signage, and Materials
- QPR Suicide Prevention Awareness Training

In-Person Contacts	2022	2023	2024 *
Grade Crossing Outreach	557	1,998	1,575
Station Outreach	15,051	22,267	15,737
Other Events	36,998	45,719	36,978
Total Contacts	52,606	69,984	54,290

Web/Social Media Contacts	2022	2023	2024 *
Total Contacts	333,841	906,648	392,333

*2024 data through August

